

- Electoral
- Reform
- Society

GENDER REPRESENTATION IN THE NEXT PARLIAMENT

Electoral Reform Society, June 2008

METHODOLOGY

This research is based on the new parliamentary boundaries as outlined in Rallings and Thrasher, *Media Guide to the New Parliamentary Constituencies*

Analysis is based on all currently available data as of 29 June 2008. Where candidate data is not available for a party in a seat it is projected to win, the seat has been put into the 'TBA' column.

SCENARIOS

- **2005 election**
This is simply the outcome as it was at the 2005 election, not taking account of subsequent by-elections or changes.
- **No change**
This adapts the 2005 data for the changes in parliamentary boundaries, altering the number of seats won by each party. Each seat is presumed to be won by the same party as indicated by Rallings and Thrasher's projection of the 2005 result, regardless of subsequent by-elections of changes, with the candidates as currently nominated.
- **Lost Lab majority**
This projects the loss of the 24 most vulnerable Labour seats to the principal challenging party.
- **Con largest single party**
This projects a uniform national swing from Labour to Conservative and other opposition parties (and a smaller collateral swing from other opposition parties to Conservative), sufficient to make the Conservatives the largest single party in a hung parliament.
- **Conservative majority**
This projects a uniform national swing on the pattern of the previous scenarios sufficient for a bare Conservative majority, i.e. 326 seats.
- **Conservative working majority**
This extends the uniform national swing on the pattern of the previous scenarios to the extent that the position of the Conservative and Labour Parties in the new parliament is more or less a reversal of that in the 2005 election.
- **Increased Lab majority 2% swing**
This assumes a uniform pro-Labour swing of 2 per cent from the principal challenging parties and a small collateral swing from Conservative to Liberal Democrat.

**Gender representation in the next Parliament
TOTAL FIGURES**

	Total seats	Men	Women	TBA	Women %
2005 election	646	518	128	0	19.8
No change	650	497	138	15	21.2
Lost Lab majority	650	502	135	13	20.8
Con largest single party	650	504	134	12	20.6
Conservative majority	650	516	122	12	18.8
Conservative working majority	650	517	120	13	18.5
Increased Lab majority 2% swing	650	484	149	17	22.9

Labour's gender representation at the next election

	Total seats	Men	Women	TBA	Women %
2005 election	355	257	98	0	27.6
No change	348	242	98	8	28.2
Lost Lab majority	324	229	89	6	27.5
Con largest single party	278	199	76	3	27.3
Conservative overall majority	234	175	57	2	24.4
Conservative working majority	201	149	51	1	25.4
Increased majority 2% swing	375	251	113	11	30.1

Conservative gender representation at the next election

	Total seats	Men	Women	TBA	Women %
2005 election	198	181	17	0	8.6
No change	210	181	24	5	11.4
Lost Lab majority	229	195	29	5	12.7
Con largest single party	279	231	41	7	14.7
Conservative majority	326	268	48	10	14.7
Conservative working majority	351	290	51	10	14.5
Increased Lab majority 2% swing	185	163	18	4	9.2

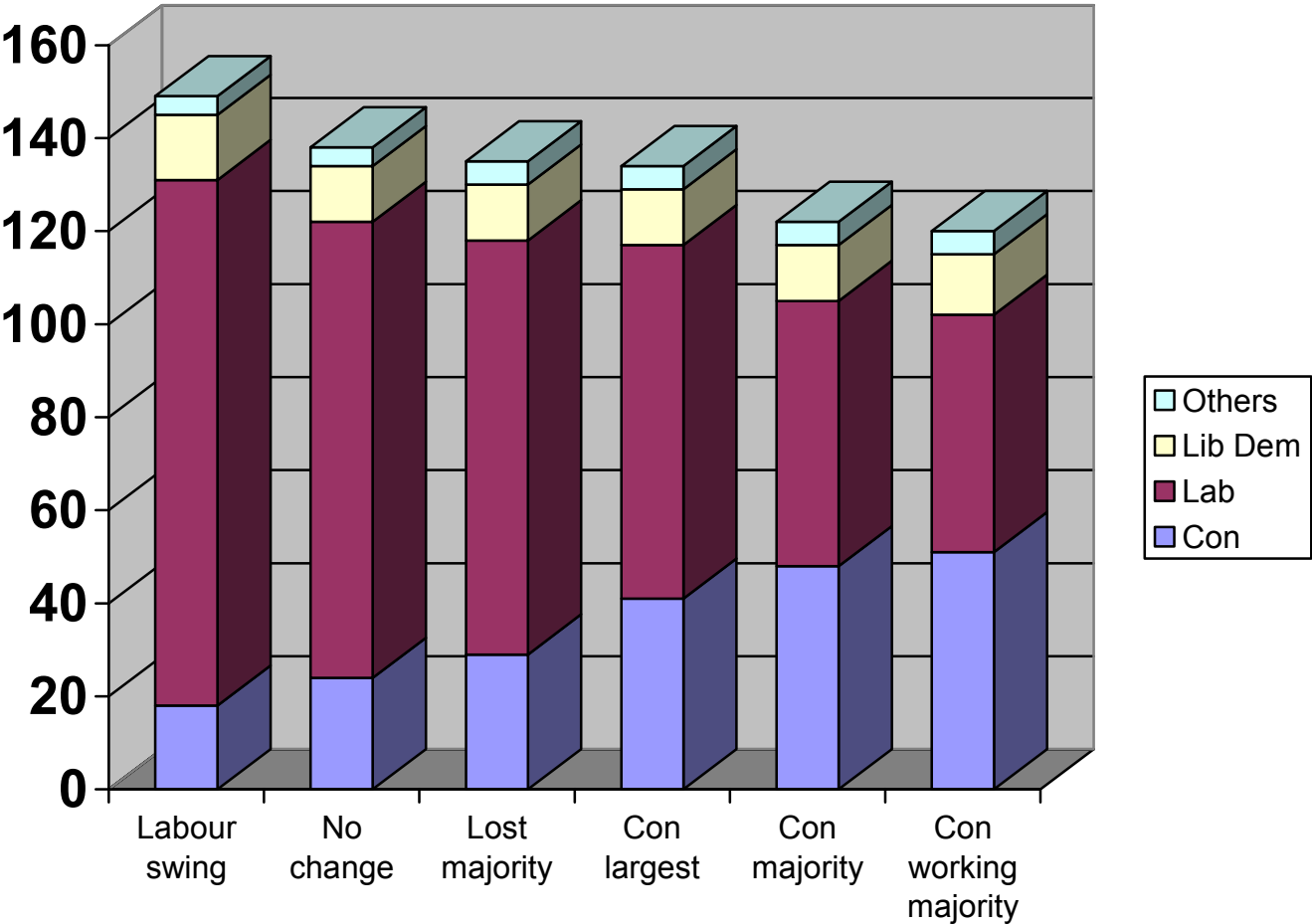
Liberal Democrat gender representation at the next election

	Total seats	Men	Women	TBA	Women %
2005 election	62	52	10	0	16.1
No change	62	50	12	0	19.4
Lost Lab majority	65	53	12	0	18.5
Con largest single party	61	49	12	0	19.7
Conservative overall majority	60	48	12	0	20.0
Conservative working majority	66	53	13	0	19.7
Increased Lab majority 2% swing	62	48	14	0	22.6

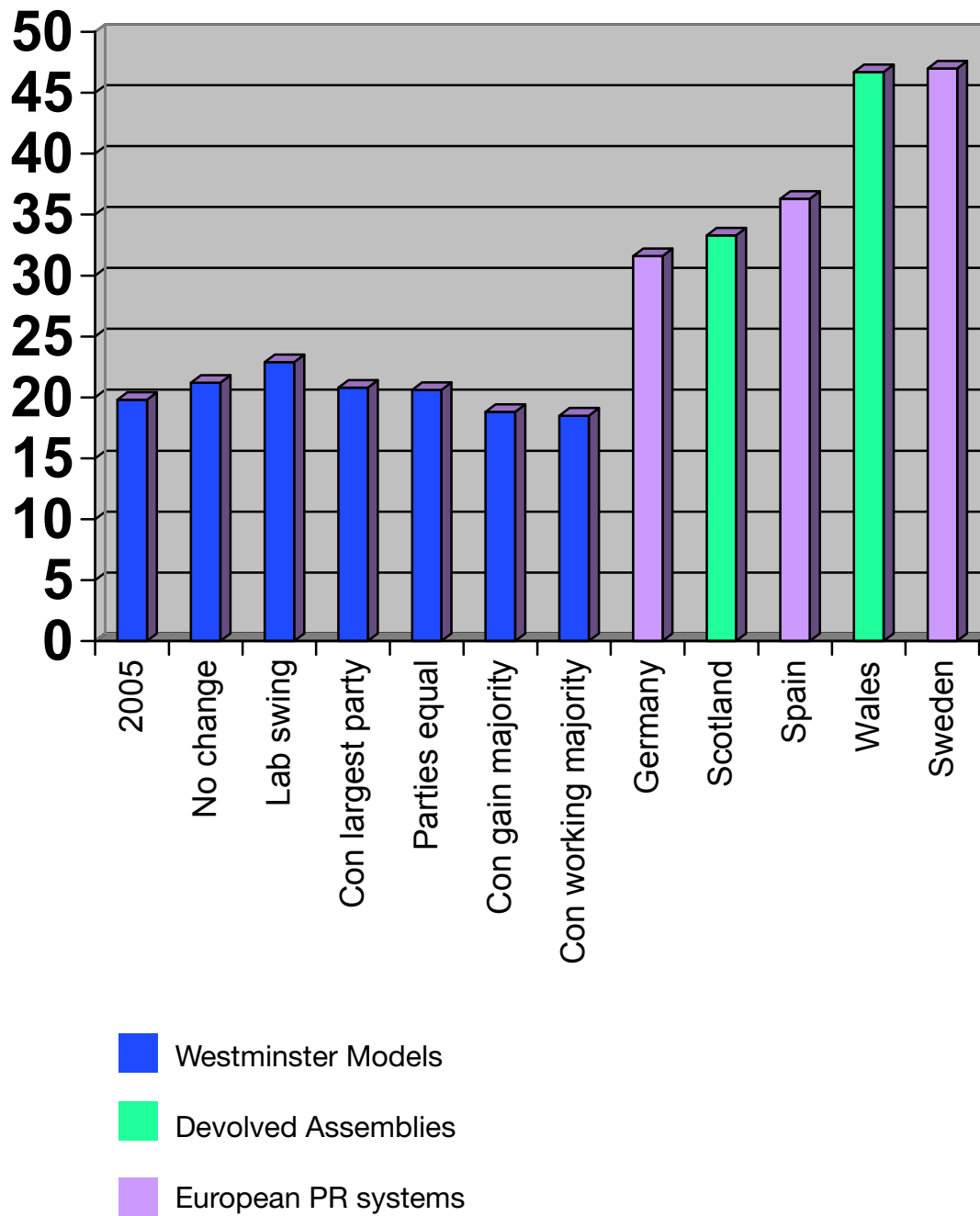
Other parties' gender representation at the next election

	Total seats	Men	Women	TBA	Women %
2005 election	31	28	3	0	9.7
No change	30	24	4	2	13.3
Lost Lab majority	32	25	5	2	15.6
Con largest single party	31	24	5	2	16.1
Conservative majority	31	24	5	2	16.1
Conservative working majority	32	25	5	2	15.6
Increased Lab majority 2% swing	28	22	4	2	14.3

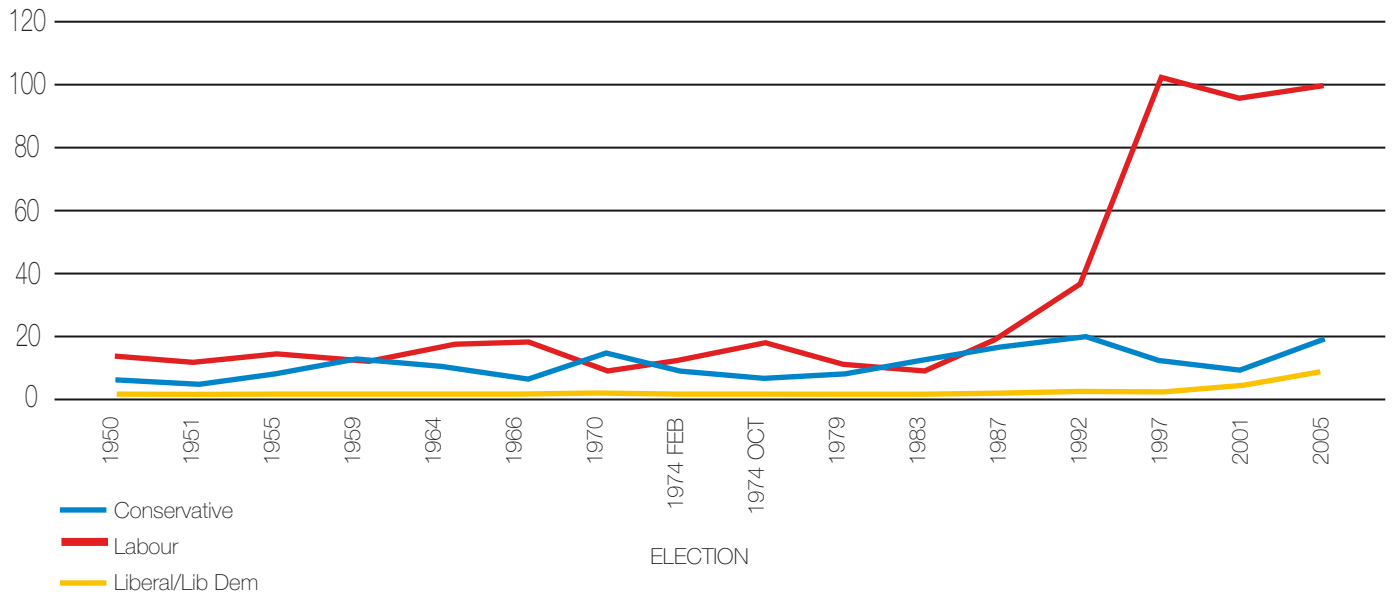
Women MPs in the next Parliament



Percentage of women represented - Scenarios with international and devolved comparisons



Women returned at general elections in post war elections



CONTACTS

Contact the Society's press office on 020 79281622, or Ashley Dé on 07968791684 or ashley.de@electoral-reform.org.uk